



49" Video Wall Displays



# Overview

## Multiple Configurations

These displays can be used to create Video Walls of any configuration, for example 2x2, 3x3, 1x4, 5x3 etc. Whatever your configuration requirements these displays can support them, even if you want a portrait Video Wall.

## IPS Panels

Superior image quality and colour depth at 178° ultra wide viewing angle in both landscape and portrait orientations and with no blackening defect.



## Environmentally Friendly Power Timer

Allows for a reduced power usage in those hours that the displays are not required. Set daily or weekly On/Off times for your displays.

## Super Narrow Bezel

Virtually seamless appearance with a bezel of just 3.5mm screen to screen.

## Commercial Grade

Designed for use in commercial applications this screen can run 24/7. No external buttons or controls to avoid tampering.

## Automatic Tiling

With an integrated video matrix processor, no additional hardware is required to get your Video Wall display to tile to any configuration.

## RS-232 Control

Daisy chain multiple Video Wall panels together via RS-232 for greater control.

## Connectivity

You can run the Video Wall display from your PC or Media Players as they have a powerful interface that supports a wide range of audio and video inputs, such as HDMI, VGA, DVI, RGB/HV, Composite Video, and YPbPr.

## Network Upgrade

The screen can be upgraded to become a network screen that unlocks a host of new features including remote updates and multiple media zones.


## Advanced Temperature Control

Designed to run 24/7 in constant use each panel has an advanced temperature control system to keep it running at the optimum temperature no matter the environment.

## Portrait/Landscape Orientation

The Video Wall panels can be used in either a landscape or portrait orientation depending on your requirement.





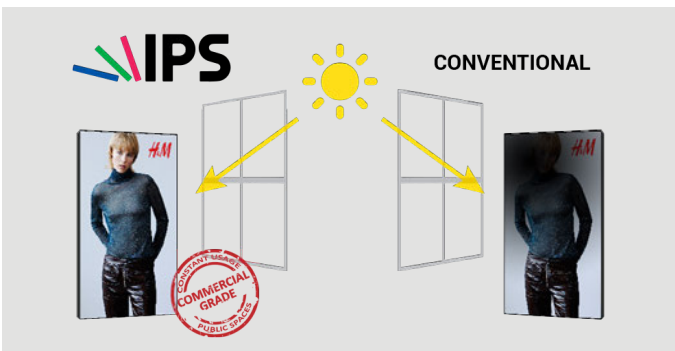
## Super Narrow Bezel

Achieve a sensational virtually seamless Video Wall thanks to our Video Wall panels that have a total bezel size of just 3.5mm. This allows your content to take center stage and provides a visual experience to remember for anyone who sees the display.




## Automatic Tiling

Our Video Walls Displays offer the ultimate in versatility. With a hassle free setup it is easy for our Video Wall Displays to tile the video signal automatically thanks to their integrated video matrix processor. This means that no additional matrix processing hardware is required; regardless of the configuration of your Video Wall.



## IPS Panel

State of the art commercial grade IPS panels give our Video Walls superior colour uniformity, a large viewing angle and remarkably vibrancy, even when mounted in portrait. Also these panels do not suffer from blackening defect when used as a window display.







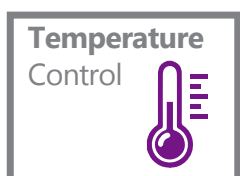
## Features

### Environmentally Friendly Power Timer



This allows for reduced power usage by automatically powering off in hours that the displays are not required. You can set daily On/Off times for your displays.

### Advanced Temperature Control



This allows the screens to be in constant use. Internal fans ensure a long and reliable life for your screens, you can even control the temperature range for which the fans are active.

### 24/7 Usage



Built with commercial grade panel and components these displays are designed to run 24/7 in constant use. The panel also has a lifespan of over 50,000 hours of continuous use. They can also be used in landscape or portrait orientation.

### Optional Network Upgrade



For a small charge you can also upgrade your screen to be networked, allowing you to remotely update your screen via LAN, WiFi or 3G.

Panel	Display Size	49 Inch
	Resolution	1920x1080
	Bezel Size	Bottom/right: 2.34, Top/left: 1.16
	Active Area (HxW mm)	1074x600.8
	Aspect Ratio	16:9
	Brightness (cd/m²)	500
	Colour	16.7M
	Colour Temperature	10000K
	Viewing Angle	178°
	Contrast Ratio	4000:1
	Backlight Life	50000 hours
Inputs/Outputs	Input	HDMI, DVI, VGA, RGB/HV (BNC), Video1 IN (BNC), Video2 IN (BNC), RS-232 In, IR In, Keyboard (IR), Audio in
	Output	RS-232 Out, IR Out, Audio out
Power	Power Consumption (W)	155
	Input Voltage	100V ~ 240V(50/60Hz)
	Power Management	VESA DPMS
Mechanical	Unit Size (WxHxD mm)	1077.5x604.3x113.8
	Net Weight (Kg)	25
	Gross Weight (Kg)	33.3
	Package Size	1258x858x285
Environmental	Working Temperature	0-50°C
	Operating Humidity	10-90%
	Working Pressure	800-1114 hPa (Altitude:0-2,000m)
Accessories	Included	Remote control, AC Power Cable, User Manual, VGA/HDMI Cable, OSD Control Box

Technical Drawing:



Errors and omissions excepted

